



TUNABLE WHITE DMX-PWM 2 channels

Control de temperatura de color mediante DMX
Color temperature control by DMX

DMX-PWM Tunable White está destinado a controlar el flujo luminoso y la temperatura de color de luminarias. En este caso los dos canales de se hacen complementarios: uno está destinado a controlar el flujo luminoso y el otro a variar la temperatura de color. Es capaz de mantener la temperatura de color escogida mientras se regula. Los modos de control son mediante protocolo DMX512/RDM.

DMX-PWM Generator Tunable White is intended to control luminous flux and color temperature of luminaires.

In this case, the two channels become complementary: one is intended to control the luminous flux and the other at the color temperature.

It is able to maintain the chosen color temperature while regulating. The control modes through DMX512 / RDM protocol.

CARACTERÍSTICAS TÉCNICAS | TECHNICAL CHARACTERISTICS

Referencia Reference	Entrada Input			Salida Output				
	Voltaje Voltage V DC	I max I max mA	Protocolo Protocol	Canales Channels	Modos* Modes*	I max/canal I max/channel A	Salida Out V	Regulación Dimmer
DDE-DIN-010-BAB-WN2	12 - 48	10	DMX/RDM	2	Tunable white	5	V out = V in	0 ~ 100 %
					Canales independientes Independent channels			
Referencia Reference	Protección Protection	Fijación Attachment	Temp. trabajo Work temp. °C	Temp. stock Stock temp. °C	Dimensiones Dimensions mm	Peso Weight g		
DDE-DIN-010-BAB-WN2	IP20	Raíl DIN Rail DIN	-20 ~ +45	-20 ~ +60	35,60x89,70x60,70	66,2		

* La selección de canales se hace mediante RDM
* The channel selection is done through RDM

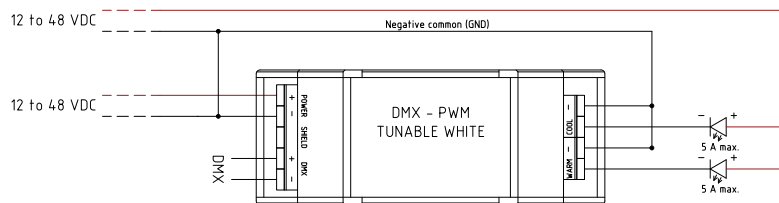
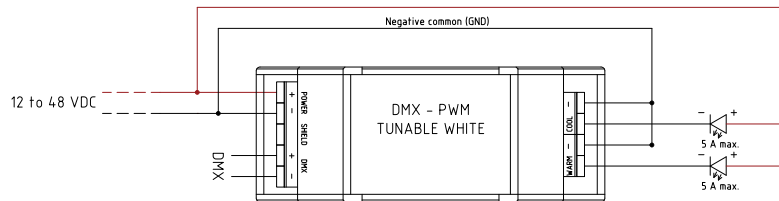
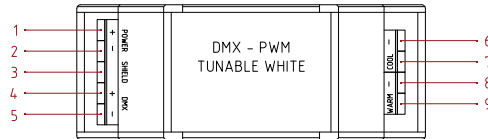


TUNABLE WHITE DMX-PWM

CONEXIONES | CONNECTIONS

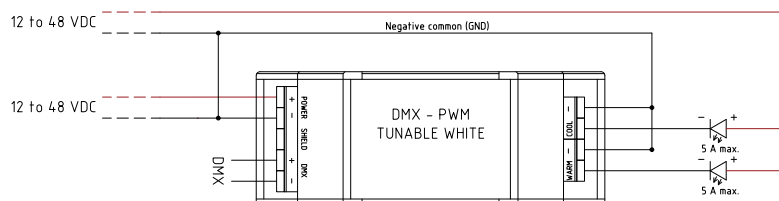
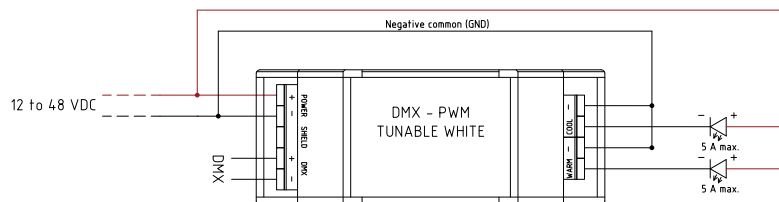
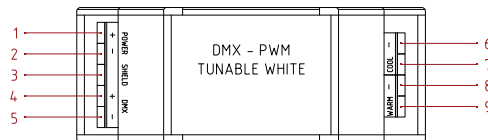
Modo Tunable white | Mode Tunable white

1. VDC IN +
2. VDC IN -
3. Shield
4. DMX in
5. DMX in
6. GND Input
7. Output cool white (PWM-)
8. GND Input
9. Output warm white (PWM-)



Modo canales independientes | Mode independent channels

1. VDC IN +
2. VDC IN -
3. Shield
4. DMX in
5. DMX in
6. GND Input
7. Output 1 (PWM-)
8. GND Input
9. Output 2 (PWM-)





TUNABLE WHITE DMX-PWM

DIMENSIONES | DIMENSIONS mm

