



COMET 45CC

Proyectores lineales, potencia y calidad de luz
Linear projectors, power and light quality

- Proyector lineal de alto rendimiento lumínico
- Potencia: 30 W/m y 50 W/m
- Conexión en serie fácil y rápida
- Voltaje: 110-230 V AC | 120-277 VAC
- Cuerpo: Aluminio anodizado
- High efficiency linear lighting fixture
- Power: 30W/m & 50W/m
- Easy and quick serial connection
- Voltage: 110-230 V AC | 120-277 VAC
- Body: Anodized Aluminium



IP54 UGR19 CRI>90

PWM DMX DALI





DESCRIPCIÓN | DESCRIPTION

COMET 45 CC es una luminaria lineal orientable de alto rendimiento lumínico que proporciona gran confort visual, perfecta para crear efectos wall-washer en aplicaciones arquitecturales.

Disponible en dos temperaturas de color monocromáticas (3000 K, 4000 K), tunable white y RGB+W. Además, para un mayor control de la luz se ofrece una amplia gama de ángulos de apertura; 9°, 19°, 32°, 46°, 60°, 70°, 40x14° y asimétrico. Fuente de alimentación integrada. Control PWM, DMX o DALI.

COMET 45 CC is a versatile adjustable high luminous efficiency linear lighting luminaire that provides great visual comfort. The luminaire is very suitable to create wall-washer effect in architectural applications.

The linear lighting is available in two monochromatic colour temperatures (3000 K, 4000 K), tunable white or colour changing RGB+W. Wide range of optics for accent and flood light distributions; 9°, 19°, 32°, 46°, 60°, 70°, 40x14° and asymmetric. Build-in power supply. Control type by PWM, DMX or DALI.

CARACTERÍSTICAS TÉCNICAS | TECHNICAL SPECIFICATIONS

Comet 45CC Tunable White

Referencia Reference Modelo Model	Voltaje Voltage VAC	Potencia Power W	Frecuencia Frequency Hz	f.d.p PF	Temp. color Color temp. K	CRI	Flujo Flux lm	Eficiencia Efficiency lm/W	Ángulo Beam °	Cantidad Number LED/m	Regulación Dimmer
LCN-TAO-060-xxP-xGH Comet 45CC 600	230	25	50 ~ 60	0,95	Tunable White 2700 ~ 5000	>80	2600	104	4 28 48 48x12	WW: 12 CW: 12	PWM DALI* DMX*
LCN-TAO-060-xxP-xEH Comet 45CC 600						>90	2400	96			
LCN-TAO-090-xxP-xGJ Comet 45CC 900		38				>80	3952	104			
LCN-TAO-090-xxP-xEJ Comet 45CC 900						>90	3648	96			
LCN-TAO-120-xxP-xGK Comet 45CC 1200		50				>80	5200	104		WW: 24 CW: 24	
LCN-TAO-120-xxP-xEK Comet 45CC 1200						>90	4800	96			

Comet 45CC 30 W/m White

Referencia Reference Modelo Model	Voltaje Voltage VAC	Potencia Power W/m	Frecuencia Frequency Hz	f.d.p PF	Temp. color Color temp. K	CRI	Flujo Flux lm/m	Eficiencia Efficiency lm/W	Ángulo Beam °	Cantidad Number LED/m	Regulación Dimmer
LCN-300-060-CxP-5GG Comet 45CC 600	110 ~ 230	18	50 ~ 60	0,95	3000	>80	1983	110	9, 19, 32 46, 60, 70 40x14 Asimétrica Assimetric	24	PWM DALI* DMX*
LCN-300-060-CxP-5EG Comet 45CC 600						>90	1789	99			
LCN-400-060-CxP-5GG Comet 45CC 600						>80	2138	119			
LCN-400-060-CxP-5EG Comet 45CC 600						>90	1983	110			
LCN-300-090-CxP-5GI Comet 45CC 900		27			27	3000	>80	2993		110	
LCN-300-090-CxP-5EI Comet 45CC 900							>90	2683		99	
LCN-400-090-CxP-5GI Comet 45CC 900							>80	3208		119	
LCN-400-090-CxP-5EI Comet 45CC 900							>90	2975		110	
LCN-300-120-CxP-5GJ Comet 45CC 1200		36			36	3000	>80	3990		110	
LCN-300-120-CxP-5EJ Comet 45CC 1200							>90	3577		99	
LCN-400-120-CxP-5GJ Comet 45CC 1200							>80	4277		119	
LCN-400-120-CxP-5EJ Comet 45CC 1200							>90	3966		110	



COMET 45CC

Comet 45CC 50 W/m White

Referencia Reference Modelo Model	Voltaje Voltage VAC	Potencia Power W/m	Frecuencia Frequency Hz	f.d.p PF	Temp. color Color temp. K	CRI	Flujo Flux lm/m	Eficiencia Efficiency lm/W	Ángulo Beam °	Cantidad Number LED/m	Regulación Dimmer
LCN-300-060-CxP-5GI Comet 45CC 600	110 ~ 230	30	50 ~ 60	0,95	3000	>80	3110	104	9, 19, 32 46, 60, 70 40x14 Asimétrica Assimetric	24	PWM DALI* DMX*
LCN-300-060-CxP-5EI Comet 45CC 600						>90	2819	94			
LCN-400-060-CxP-5GI Comet 45CC 600						>80	3363	112			
LCN-400-060-CxP-5EI Comet 45CC 600						>90	3110	104			
LCN-300-090-CxP-5GK Comet 45CC 900		45			3000	>80	4666	104		36	
LCN-300-090-CxP-5EK Comet 45CC 900						>90	4228	94			
LCN-400-090-CxP-5GK Comet 45CC 900						>80	5045	112			
LCN-400-090-CxP-5EK Comet 45CC 900						>90	4666	104			
LCN-300-120-CxP-5GL Comet 45CC 1200		60			3000	>80	6221	104		48	
LCN-300-120-CxP-5EL Comet 45CC 1200						>90	5602	94			
LCN-400-120-CxP-5GL Comet 45CC 1200						>80	6726	112			
LCN-400-120-CxP-5EL Comet 45CC 1200						>90	6221	104			

Comet 45CC RGB + White

Referencia Reference Modelo Model	Voltaje Voltage VAC	Potencia Power W	Frecuencia Frequency Hz	f.d.p PF	Color Color nm	CRI	Flujo Flux lm	Ángulo Beam °	Cantidad Number LED/m	Regulación Dimmer
LCN-RWO-060-CxP-5NI Comet 45CC 600	120 ~ 277	30	50 ~ 60	>0,95	R: 623 G: 525 B: 460 W:4000 K	>80	R: 468 G: 562 B: 158 W: 900	4 28 48 48x12	24	PWM DALI* DMX*
LCN-RWO-090-CxP-5NK Comet 45CC 900		45					R: 702 G: 842 B: 138 W: 1350		36	
LCN-RWO-120-CxP-5NL Comet 45CC 1200		60					R: 936 G: 1123 B: 317 W: 1800		48	

CARACTERÍSTICAS FÍSICAS | PHISICAL SPECIFICATIONS

Referencia Reference Modelo Model	Orientación Orientation °	Temp. trabajo Work temp. °C	Temp. stock Stock temp. °C	Dimensiones Dimensions mm	Peso Weight kg
LCN- Comet 45CC 600	180*	-20 ~ +45	-30 ~ +50	65x45x621	1,428
LCN- Comet 45CC 900				65x45x925	2,128
LCN- Comet 45CC 1200				65x45x1232	2,621

Referencia Reference	Protección Protection	Disipación Disipation	Radiador Radiator	Acabado Finish
LCN-	IP54	Pasiva Passive	Aluminio anodizado Anodized aluminium	Aluminio anodizado Anodized aluminium

Otras temperaturas de color y CRI bajo pedido | Different colour temperatures and CRI under request

* Opcional | Optional

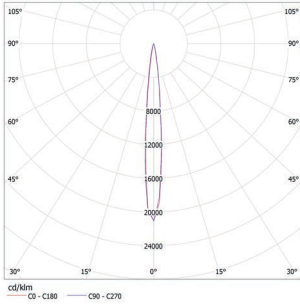


COMET 45CC

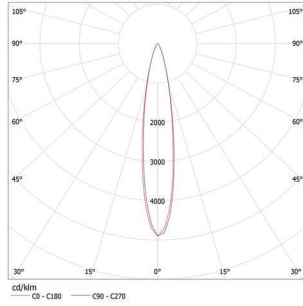
FOTOMETRÍA | PHOTOMETRY

Comet 45CC White

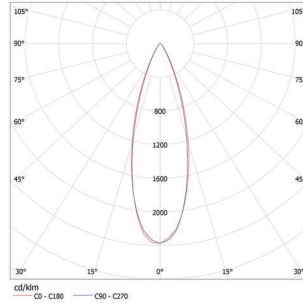
9°



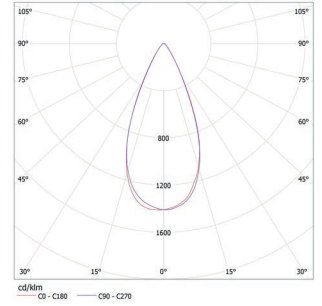
19°



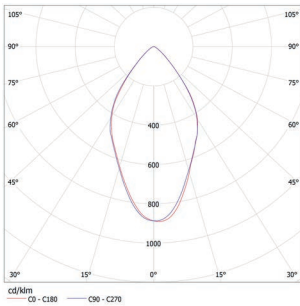
32°



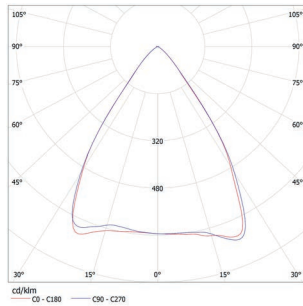
46°



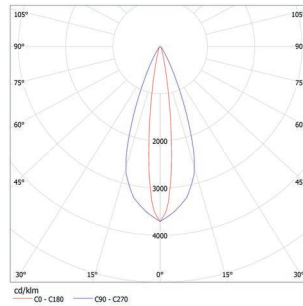
60°



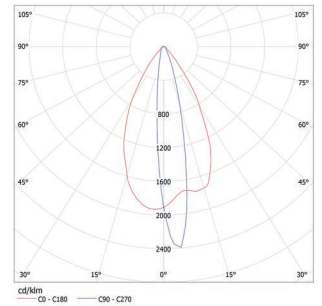
70°



40x14°

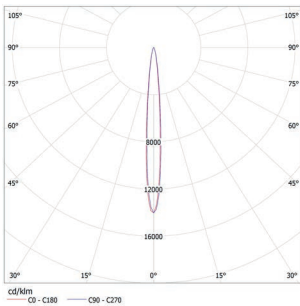


Asimétrica | Assymmetric

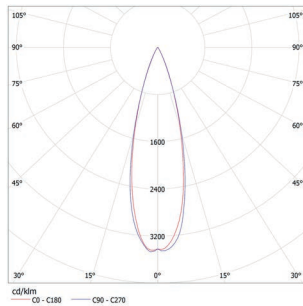


Comet 45CC RGB + White | Tunable White

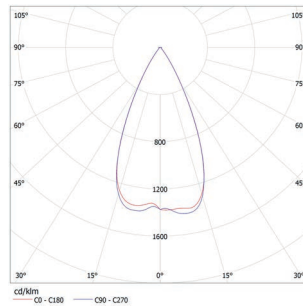
9°



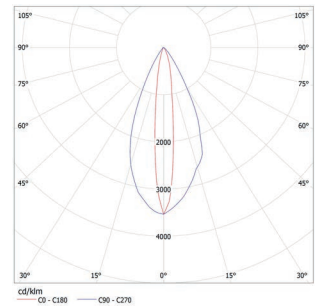
28°



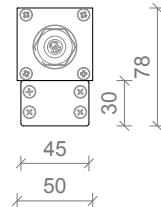

48°



48x12°



DIMENSIONES | DIMENSIONS mm



621 / 927 / 1232

Por encargo se pueden realizar en diferentes medidas múltiples de 305,5 y 388,5 + 10
By request it can manufactured in different sizes multiples of 305,5 and 388,5 + 10




COMET 45CC

CONEXIONES | CONNECTIONS

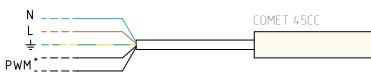
Esquema | Diagram ON/OFF




Esquema | Diagram DMX



Esquema | Diagram PWM

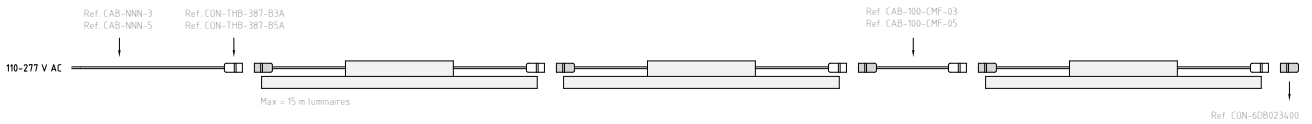


Esquema | Diagram DALI

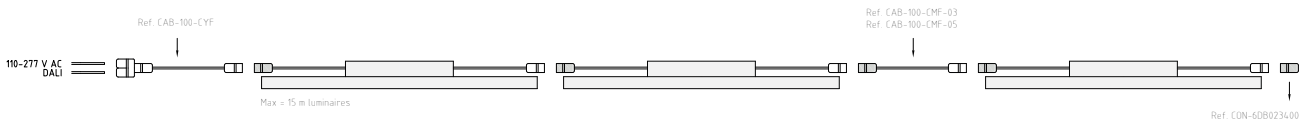


ESQUEMA MONTAJE | ASSEMBLY SCHEME

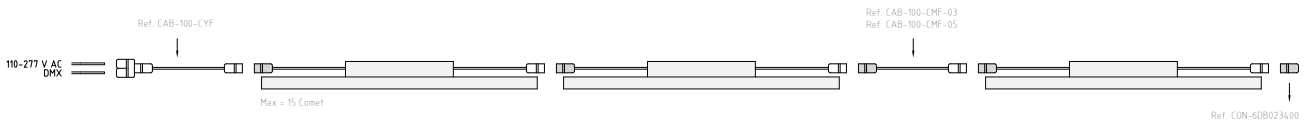
Esquema | Diagram ON/OFF



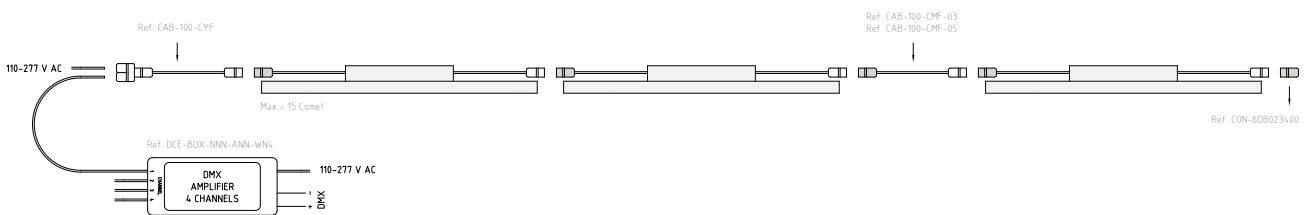
Esquema | Diagram DALI



Esquema | Diagram DMX



Esquema | Diagram DMX + SPLITTER





ACCESORIOS | ACCESSORIES

Conectores | Connectors



CM3



CH3



CM5



CH5



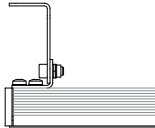
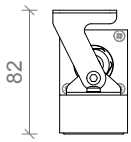
CY1



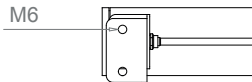
CT1

Soportes | Brackets

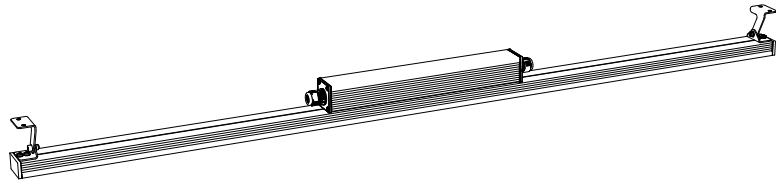
TIPO | TYPE A



82



M6



SCA

Referencia Reference	Imagen Image	Artículo Item	Descripción Description
CON-THB-387-A3A	CM3	Conector Connector	Conector macho 3 pin IP68 3 pin connector male aerial IP68
CON-THB-387-B3A	CH3	Conector Connector	Conector hembra 3 pin IP68 3 pin connector female aerial IP68
CON-THB-387-A5A	CM5	Conector Connector	Conector macho 5 pin IP68 5 pin connector male aerial IP68
CON-THB-387-B5A	CH5	Conector Connector	Conector hembra 5 pin IP68 5 pin connector female aerial IP68
CON-THB.399.D4E	CY1	Conector Connector	Conector Y IP68 Connector Y IP68
CON-6DB023400	CT1	Tapón Cab	Tapón final End cab
CAB-NNN-03		Manguera Cable	Manguera 3 cables 3-cores cable
CAB-NNN-05		Manguera Cable	Manguera 5 cables 5-cores cable
CAB-100-CYF	CH5 + CY1	Kit	Kit conector hembra 5 pin y conector Y IP68 y manguera 1000mm Kit 5 pin connector Y/ female aerial IP68 and cable 1000 mm
CAB-100-CMF-03	CM3 + CH3	Kit	Kit conector hembra y conector macho 3 pin IP68 y manguera 1000mm Kit 3 pin connector male/female aerial IP68 and cable 1000 mm
CAB-100-CMF-05	CM5 + CH5	Kit	Kit conector hembra y conector macho 5 pin IP68 y manguera 1000mm Kit 5 pin connector male/female aerial IP68 and cable 1000 mm
DCE-BOX-NNN-ANN-WN4		Driver	Amplificador DMX 4 canales DMX amplifier 4 channels
SOP-COMET-A	SCA	Soporte Bracket	Soporte tipo A Bracket type A